

.....	2
.....	2
.....	3
.....	5
.....	8
.....	12
.....	16
.....	17
.....	26
.....	27
.....	32
.....	111

()

()

()

()

40F3175048E0A2C02C50FA54T0.04w 0/C2_0 1 T7048

	3
	710075
	202
	710065
	http://www.ginwa.com.cn
	ginwa@pub.xaonline.com ginwa@public.xa.sn.cn

()

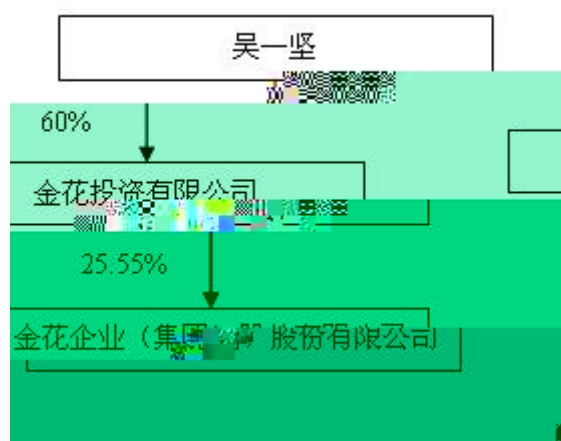
4,760,000	3,644,000	0	
2,987,100	-9,845,547	0	
2,292,981		0	
1,600,000		0	
1,382,930		0	
1,300,000		0	
1,250,000		0	
1,210,000		0	
78,000,000			
11,440,000			
4,760,000			
2,987,100			
2,292,981			
1,600,000			
1,382,930			
1,300,000			
1,250,000			
1,210,000			

1995

(2)

5	

(3)



3

()

			52	2011 21	4	2014 21	4	23,240	23,240		
			55	2011 21	4	2014 21	4				

			56	2011 21	4	2014 21	4					
			49	2011 10	6	2014 21	4	29,050	29,050		43.84	
			48	2011 21	4	2014 21	4				3	
			50	2011 21	4	2014 21	4				3	

40 2011 4 2014 4
21 21

3 6310 xA

2006 1 2011 5

1996 4 2004 1

10 2003 11 2004

2004 10 2005 2

2005 2

2003 2

2008 9

2000 4

2003 11 2010 11

2010 11 Ü7Ç 40116 UN 08 1A) PÑ

2008 9

1995 2000

2000 2005

2005 5 2006 11 :

2006 H4 2008 3 : 2008

2010 4 2010 4

2002 3

2010 12 2002 12 H

2001 2002 GATEWAYTRAVEL
 PREMIER 2004
 2005 4 2002 2004 2005 5 2006 1
 2006 1 2011 5
 1995 2007
 2008 2008 5 2011 4
 2004 5 2006 6 2011
 4

()

			1990		
			1999		
			2003		
			1996		
			1998		

()

	404
	0
	239
	55
	38
	18
	54
	96
	77
	7

()

[2011]30

[2011]96

1

2

3

" "

2011

4

5

6

7

2008 6 12
[2008]27

2008 7 3
" "

()

1

--	--	--	--

--	--	--

		7	5
--	--	---	---

0	0	
---	---	--

2

2

0

3

()

	[2011]96
2	
3	

()

()

1

2

3

()

11 12 2011 11 11 2011 2011

()

1

GMP

f% % % %

ERP

2011 5

(

			%		
	42,415,730.78	-44,868,469.91	24.29	-135.13	159.42
	132,206,840.10	78,071,604.69	75.71	235.13	-159.42
	174,622,570.88	33,203,134.78			

87,284,200.69

141,419,436.10

(1)

2

3

)

			%	
	378,249,985.22	327,428,993.63	50,820,991.59	15.52
	199,849,545.41	224,739,907.56	-24,890,362.15	-11.08
	70,944,639.93	21,067,523.70	49,877,116.23	236.75
	60,290,220.28	63,079,381.76	-2,789,161.48	-4.42
	32,901,049.70	58,681,869.08	-25,780,819.38	-43.93
	5,637,479.15	897,695.19	4,739,783.96	527.99
	136,143,734.40	106,218,089.26	29,925,645.14	28.17
	3,936,894.30	28,146,484.57	-24,209,590.27	-86.01

15.52%

11.08%

43.93%
 4,739,783.96
 28.17%

86.01% 2011 6

*

				%
	91,018,375.04	40,760,100.09	50,258,274.95	123.30
	189,868,859.16	-15,191,927.86	205,060,787.02	
	-384,622,565.32	67,561,225.01	-452,183,790.33	
	-103,735,331.12	93,129,397.24	-196,864,728.36	

7

			527,500,000.00	582,724,592.17	-12,396,443.18
			5,000,000.00	19,384,991.84	77,225.65
			1,000,000.00	863,704.68	-299,687.44
			5,000,000.00	737,343.54	-50,716.79
			5,000,000.00	0.00	-2,879,813.32
			5,000,000.00	0.00	-1,523,564.23

8

9

1

2012

4

2011

2011

5

6

1

2

3

7 2012

2012

9

1

2

	2011	176,981,179.39	10%
17,698,117.94		159,283,061.45	
133,810,891.85		293,093,953.30	
2011			

2011

	10	10 ()	10			(%)
2008	0			0	-53,183,477.34	
2009	0			0	-14,588,456.24	
2010	0			0	33,563,388.35	

()

()

1

:

:

			2800.91				
			2008			2011 4	
			18			21	
			3538.30			3538.30	
			14839.12				

()

: :

	53
	3

()

()

()

()	B24	2011 1 7	http://www.sse.com.cn
2010 ()	B24	2011 1 14	http://www.sse.com.cn
()	B1	2011 1 18	http://www.sse.com.cn
()	12	2011 3 26	http://www.sse.com.cn
()	12	2011 3 26	http://www.sse.com.cn

() 2011	B20	2011 10 27	http://www.sse.com.cn
()	B20	2011 10 27	http://www.sse.com.cn
() 0	16	2011 11 12	http://www.sse.com.cn
()	B36	2011 11 23	http://www.sse.com.cn
()	B36	2011 11 23	http://www.sse.com.cn
()	B4	2011 11 25	http://www.sse.com.cn
()	39	2011 12 10	http://www.sse.com.cn
()	B35	2011 12 21	http://www.sse.com.cn

()

[2012] 705A1997

2011 12 31

2011

(1)

(2)

2011 12 31

2011

()

2011 12 31

:

: :

		38,315,523.58	142,050,854.70
		9,123,908.48	9,113,843.92
		36,621,194.23	9,937,684.73
		10,229,607.62	7,691,225.13
		80,515,959.33	8,459,974.31

2011

		35,268,920.27	
		210,075,113.51	
		154,276,735.63	
		453,360,409.28	
		199,358,321.17	
		48,890,031.77	
		1,989,606.15	

		143,051,605.55	691,077,051.20
		263,256.33	302,614.33
		7,300,460.55	7,604,646.41
			3,823,229.45
		7,563,716.88	11,730,490.19
		150,615,322.43	702,807,541.39
		305,295,872.00	305,295,872.00
		252,598,614.91	224,589,498.65
		86,368,545.64	68,670,427.70
		271,848,877.27	123,991,935.80
		916,111,909.82	722,547,734.15
		2,334,003.72	2,423,385.01
		918,445,913.54	724,971,119.16
		1,069,061,235.97	1,427,778,660.55

2011 12 31

:

: :

		20,903,760.78	117,162,877.50

		9,070,922.72	9,113,843.92
		33,011,036.43	4,212,603.52
		7,821,323.69	4,442,841.62
		79,700,272.80	9,316,580.35
		17,267,114.78	15,696,498.92
		167,774,431.20	159,945,245.83
		699,503,313.74	699,706,344.31
		97,708,551.84	258,373,761.67
		30,466,540.39	210,544,094.73

		147,488,825.35	655,587,823.85
		263,256.33	302,614.33
			3,823,229.45
		263,256.33	4,125,843.78
		147,752,081.68	659,713,667.63
		305,295,872.00	305,295,872.00
		214,589,498.65	214,589,498.65
		86,368,545.64	68,670,427.70
		293,093,953.30	133,810,891.85
		899,347,869.59	722,366,690.20
		1,047,099,951.27	1,382,080,357.83

2011 1—12

: :

		378,249,985.22	327,428,993.63
		378,249,985.22	327,428,993.63
		375,810,902.28	372,565,927.54
		199,849,545.41	224,739,907.56

		6,187,967.81	4,099,550.25
		70,944,639.93	21,067,523.70
		60,290,220.28	63,079,381.76
		32,901,049.70	58,681,869.08
		5,637,479.15	897,695.19

		31,035,739.43	59,274,944.65
		5,163,155.74	13,745,275.32
		35,573,270.29	-652,516.08
		54,128,689.87	-44,654,349.57
		136,080,037.88	106,175,761.64

		33,776,625.16	29,103,804.55
		41,012,584.75	37,754,369.72
		65,292,353.14	34,259,928.70
		338,179,728.38	304,818,971.78
		91,018,375.04	40,760,100.09
			268,464.00
		369,525.00	210,225.00
		199,068,528.87	
			5,600,000.00
		199,438,053.87	6,078,689.00
		9,569,194.71	21,270,616.86
		9,569,194.71	21,270,616.86
		189,868,859.16	-15,191,927.86
			271,500,000.00
			271,500,000.00
		315,406,473.16	197,020,000.00
		69,216,092.16	6,918,774.99
		384,622,565.32	203,938,774.99

			271,500,000.00
		315,406,473.16	197,020,000.00
		67,514,566.24	6,918,774.99
		382,921,039.40	203,938,774.99
		-382,921,039.40	67,561,225.01
		-96,259,116.72	99,616,169.27
		117,162,877.50	17,546,708.23
		20,903,760.78	117,162,877.50

: :

	305,295,872.00	224,589,498.65		68,670,427.70	123,991,935.80	2,423,385.01	724,971,119.16
	305,295,872.00	224,589,498.65		68,670,427.70	123,991,935.80	2,423,385.01	724,971,119.16
		28,009,116.26		17,698,117.94	147,856,941.47	-89,381.29	193,474,794.38
					165,555,059.41	30,486.61	165,585,546.02
		28,009,116.26					28,009,116.26
		28,009,116.26			165,555,059.41	30,486.61	193,594,662.28
						-119,867.90	-119,867.90

	305,295,872.00	224,589,498.65			65,337,941.27	93,761,033.88	2,586,330.31	691,570,676.11	
					3,332,486.43	30,230,901.92	-162,945.30	33,400,443.05	
						33,563,388.35	-162,945.30	33,400,443.05	
						33,563,388.35	-162,945.30	33,400,443.05	
1									
2									
3									
					3,332,486.43	-3,332,486.43			
1					3,332,486.43	-3,332,486.43			
2									
3									
4									
1									
2									
3									
4									
1									
2									

	305,295,872.00	224,589,498.65			68,670,427.70		123,991,935.80		2,423,385.01
									724,971,119.16

2011 1—12

	305,295,872.00	214,589,498.65			68,670,427.70		133,810,891.85		722,366,690.20
	305,295,872.00	214,589,498.65			68,670,427.70		133,810,891.85		722,366,690.20
					17,698,117.94		159,283,061.45		176,981,179.39
							176,981,179.39		176,981,179.39
							176,981,179.39		176,981,179.39
1									
2									
3									
					17,698,117.94		-17,698,117.94		

1

2011

33,324,864.25 33,324,864.25

1					
	1996	23			1996
2			1997	4	24
[1997]	178	179			6
					12
			600080		204,800,000.00
					2000
					8
			230,835,200.00		99,840,000.00
					2006
6		12			
					99,840,000.00
					10
					7.458
			305,295,872.00		
&					

1

					&&&*
&		—		,	

2

--	--	--	--	--	--

3

			1	1	12 31

1

2

7

8

9

%

2

4

5

()


fP&

100


100

fP&


		fP&	fP&
%	%))
% &		%\$	%\$
& '		&\$	&\$
' (' \$	' \$
()		(\$	(\$
))\$)\$




3



2






3

&\$ &\$%)\$




4



24

-)


13



&(

14

1



2

Tf 91BBB1T8186C1BBB122A9>]TJ /TT0 1 T175>TJ

&

4

5

15

&

16

1

2

3

1

2

5

10

24

18

1

2	
3	
4	

19

1	
2	10


20

1	
2	
3	
4	

21

1

2



&

#


1

2

3

1

2



&

1

&*

&+

%

%-%

)%

+%

% %

&

&\$\$- - %	% %
------------	-----

%

%

500 480

500 375

500 225

100 100

500

500

fP%

fP%

96	96	-17,725.13	-11,987.50
75	75		
45	45	2,351,728.85	42,474.44
100	100		
100	100		
100	100		

&

52750

57749

fP%

fP%

100	100
-----	-----

&

%

+))

2011

-2,879,813.32

-1,523,564.23

(

88% 9%

88% 9%

2011 10 26

2011 11 11,013.65

1

	38,654,401.18	100.00	2,033,206.95	5.26
	38,654,401.18	!!	2,033,206.95	!!

		f%		f%
	10,585,262.66	100.00	647,577.93	6.12
	10,585,262.66	!!	647,577.93	!!

		f%		f%		
%	37,505,385.45	97.03	1,875,269.27	9,496,664.46	89.72	474,833.23
% &	929,602.40	2.40	92,960.24	627,637.12	5.93	62,763.71
& ' (73,002.00	0.19	14,600.40	283,073.34	2.67	56,614.67
' (81,874.95	0.21	24,562.49	177,887.74	1.68	53,366.32
()	64,536.38	0.17	25,814.55			
)						
	38,654,401.18	!!	2,033,206.95	10,585,262.66	!!	647,577.93

2

3

4 5%(5%)

2011 12 31)%)%

5

			(%)
1	12,883,353.77	1	33.33

% &	635,993.63	0.75	63,599.36	658,386.92	7.24	65,905.30
& ' (306,452.49	0.36	61,290.50	147,571.53	1.62	29,514.31
' ()	62,152.93	0.07	18,645.88	66,158.95	0.73	19,847.68
()	40,246.10	0.05	16,098.44	282,780.25	3.11	113,112.1
)	278,675.12	0.33	139,337.56	11,706.74	0.13	5,853.37
	84,998,689.53	!!	4,482,730.20	9,090,081.29	!!	630,106.98

	651,472.30	651.472.30	100%
	651,472.30	651.472.30	!! !!

2

3

4 5%(5%)

2011 12 31)%)%

5

27,800.00	20,000.00
7800.00	7800.00

6

		(%)
78,000,000.00	1	91.07
3,812,275.81	1	4.45
318,077.65	1-2	0.37
300,000.00	1-2	0.35
200,000.00	2-3	0.23
82,630,353.46		96.47

5

1

(%)

(%)

7,124,175.33	7,124,175.33	6,577,976.22	114,133.32	6,463,842.90
2,784,582.63	2,784,582.63	1,535,289.90		1,535,289.90
18,753,237.95	18,753,237.95	21,301,982.70		21,301,982.70
3,987,114.31	3,987,114.31	2,632,561.13		2,632,561.13
2,619,810.05	2,619,810.05	1,468,961.55		1,468,961.55
35,268,920.27	35,268,920.27	33,516,771.50	114,133.32	33,402,638.18

2

114,133.32	114,133.32		
114,133.32	114,133.32		

2011

15.02	15.02		
9.52	9.52		
75.00	75.00	3,750,000.00	203,030.57
		3,750,000.00	203,030.57

2

203,030.57

8

%

38,853,078.30	!!	!!	35,829,788.77
1,476,598.68	!!	!!	1,728,862.25
3,788,148.71	!!	!!	6,419,248.85

28,478,669.40

80,348,326.10

2

8,181,811.78	6,349,213.84	1,194,466.86	638,131.08
--------------	--------------	--------------	------------

3

4

5

6

--	--	--	--

7

1	75,406,473.16	2011	1	4	2011	1	20
	2011	2					
	300						
	2011	11	27,800.00				
2				73,000,000.00			
			1				

9

1

--	--	--	--

!		104,228,263.71		104,228,263.71
	30,154,940.56	30,154,940.56	106,310,431.02	106,310,431.02
	168,891,780.78	168,891,780.78	168,891,780.78	168,891,780.78
	311,599.83	311,599.83	5,400.00	5,400.00
	199,358,321.17	199,358,321.17	379,435,875.51	379,435,875.51

2

!		104,228,263.71	713,000.00		104,941,263.71
	140,000,000.00	106,310,431.02	6,381,518.58	80,281,826.10	2,255,182.94

		200,000.00		200,000.00
		200,000.00		200,000.00
		325,000.00		325,000.00
		108,000.00		108,000.00
9FP		198,260.00		198,260.00
	860,500.00	1,327,106.15	198,000.00	1,989,606.15

100%

0

11

	1,312,500.00		1,312,500.00	
	143,052.41	13,000.00	38,675.05	117,377.36
	1,455,552.41	13,000.00	1,351,175.05	117,377.36

	13,000.00
3-5	

12

/

1

		993,641.10	
		993,641.10	
		7,300,460.55	7,604,646.41
		7,300,460.55	7,604,646.41

2

		697,300.38	492,609.39
		697,300.38	492,609.39

6,624,274.00

6,624,274.00

,
,

13

1,929,157.21	5,277,905.44	39,653.20	7,167,409.45
114,133.32			114,133.32
1,778,426.69			95,650.39
	3,750,000.00		3,750,000.00
3,821,717.22	9,027,905.44	39,653.20	209,783.71
			12,600,185.75

203,030.57

14

1

419,906.473.16

419,906,473.16

2

1	2	
2		104,500,00.00
3	2011 12 31	167,000,000.00

15

600,000.00

4,754,610.46

		600,000.00			4,754,610.46
		<u>600,000.00</u>			
16					
1					
<hr/>					
1		21,595,583.30			17,856,632.15
1		20,460,873.58			20,044,456.45
		42,056,456.88			37,901,088.60
<hr/>					
2		5%(5%)			
		2011	12	31)%)%
<hr/>					
3		1			
17					
1					
<hr/>					
1		13,034,216.63			4,233,487.32
1		2,209,385.35			1,636,462.72
		15,243,601.98			5,869,950.04
<hr/>					
2		5%(5%)			
		2011	12	31)%)%
<hr/>					
18					
<hr/>					
		1,721,306.68	21,533,352.74	19,918,410.89	3,336,248.53
		1,406,159.76	3,671,727.63	3,853,123.80	1,224,763.59
%		1,125,294.83	831,328.34	832,078.84	1,124,544.33
&		268,175.45	2,522,395.21	2,696,337.57	94,233.09
,		5,600.55	231,681.49	236,907.46	374.58
<hr/>					

(6,925.25	48,189.21	52,183.17	2,931.29
)	163.68	38,133.38	35,616.76	2,680.30
	158,783.52	735,280.02	687,896.47	206,167.07
	2,664,490.61	548,165.26	857,669.62	2,354,986.25
	5,950,740.57	26,488,525.65	25,317,100.78	7,122,165.44

\$

19

	3,318,881.93	1,076,245.89
	159,821.18	193,672.99
	9,077,494.44	27,235.19
		198,522.53
		655,445.68
	146,133.63	58,739.57
	310,532.73	146,470.21
	12,150.80	18,823.93
	225,383.01	66,894.18
	25,135.89	13,524.16
	13,275,533.61	2,455,574.33

20

	67,329.09	67,329.09	
	262,400.00	262,400.00	
	40,000.00	40,000.00	
	392,600.00	392,600.00	-

22

1

1		34,641,369.43	30,052,267.02
1		29,719,878.21	16,423,557.22
		64,361,247.64	46,475,824.24

2

5%(5%)

		697,064.51	697,064.51
		697,064.51	697,064.51

3

1

--	--	--	--

4

--	--	--	--

23

	302,614.33	39,358.00	263,256.33
	302,614.33	39,358.00	263,256.33

2010	3	20	
			600,000.00
		297,385.67	39,358.00

24

			3,823,229.45
--	--	--	--------------

3,823,229.45

2009	12	4			
45,991,600.00		2009	25,000,000.00	2010	5,000,000.00
		2010	30,000,000.00		
					3
		16	-		26,176,770.55
3,823,229.45					

25

1

+

305,295,872.00

305,295,872.00

305,295,872.00

305,295,872.00

26

1

202,187,281.60

202,187,281.60

22,402,217.05 28,009,116.26

50,411,333.31

224,589,498.65 28,009,116.26

252,598,614.91

2

&\$\$, (&&

&\$\$%\$ %& ' %

28,009,116.26

28,009,116.26

27

1

67,804,369.28	17,698,117.94	85,502,487.22
866,058.42		866,058.42
68,670,427.70	17,698,117.94	86,368,545.64

28

	123,991,935.80	93,761,033.88
	123,991,935.80	93,761,033.88
	165,555,059.41	33,563,388.35
10%	17,698,117.94	3,332,486.43
	271,848,877.27	123,991,935.80

29

1

373,798,666.61	325,099,049.65
4,451,318.61	2,329,943.98
378,249,985.22	327,428,993.63
199,445,060.55	224,258,984.85
404,484.86	480,922.71
199,849,545.41	224,739,907.56

2

188,142,748.36	43,140,206.05	124,873,511.90	45,475,176.86
134,104,753.29	128,109,451.17	154,683,812.21	152,112,445.11

	592,087.04	177,291.41
	435,173.64	394,632.44
	401,310.87	610,357.48
	350,000.00	
	230,776.92	238,545.12
	195,777.80	
	177,693.35	61,488.20
	140,190.03	147,831.13
	139,582.05	351,540.80
	112,717.80	141,671.20
	100,000.00	126,000.00
	94,163.50	16,588.00
	90,000.00	427,073.65
	74,844.60	240,386.60
	10,219.30	299,109.40
		283,247.61
		4,000,000.00
		649,258.67
		150,000.00
	1,541,072.84	2,978,296.20
	60,290,220.28	63,079,381.76
33		
	32,812,350.60	59,142,235.77
	415,880.11	782,841.27
	2,353.80	1,440.49
	502,225.41	321,034.09
	32,901,049.70	58,681,869.08
34		
	5,277,875.44	201,042.84
		114,133.32
	359,603.71	

			582,519.03
		5,637,479.15	897,695.19

35

1

			268,464.00
--	--	--	------------

39,976,647.84

		39,976.647.84	268,464.00
--	--	----------------------	-------------------

2

2011	2				
300					
2011	11	27,800.00			
			2011	11	30
		238,023,352.16	39,976,647.84		

36

		225,605.55	157,980.05
		57,680.10	157,980.05
		167,925.45	
		131,034,187.79	79,255,981.60
		4,823,229.45	26,726,770.55
		60,711.61	77,357.06
		136,143,734.40	106,218,089.26

	3,823,229.45	26,726,770.55
	100,000.00	
	900,000.00	
	4,823,229.45	26,726,770.55

	2
--	---

37

	30,184.07	23,214,237.07
	30,184.07	16,970,893.49
		6,243,343.59
	22,894.22	131,029.81
	17,670.51	
	3,854,023.67	4,780,274.33
	12,121.83	20,943.36
	3,936,894.30	28,146,484.57

3,854,023.67

38

	10,334,851.82	106,877.59
	-1,297,826.96	-304,185.86
	9,037,024.86	-197,308.27

39

P%	165,555,059.41	33,563,388.35
:	164,936,969.62	62,257,441.87
P&=P% :	618,089.79	-28,694,053.52
P'		
P(
G\$	305,295,872.00	305,295,872.00
G%		

	G]		
	M]		
	G^		
	M†		
	G_		
	M\$		
	G=G\$ZG%ZG		
]† M#M\$! G	305,295,872.00	305,295,872.00
	^† M#M\$! G		
	-		
	L%		
	L&=GZL%		
#			
	M%P%#G	0.5423	0.1099
	M&=P&#G	0.0020	-0.0940
	M= P%		
	P #L&		
	M= P&		
	P(#L&		

40

%

&"

(

)"

28,009,116.26

28,009,116.26

28,009,116.26

&\$\$,	(&&
&\$\$%	%&	' %
28,009,116.26		
		28,009,116.26

41

1

		1,653,063.91
	1,805,999.87	1,813,408.82
	1,754,630.51	794,657.84
	1,000,000.00	550,000.00
	305,115.21	369,598.59
	415,880.11	275,819.77
	28,009,116.26	
		146,785.00
	33,290,741.96	5,603,333.93

2

	62,785,571.78	31,116,350.50
		2,363,578.20

2011		
		780,000.00
	2,5	
	65,2	34,259,928.70
42		
1		
1		33,400,443.05
		897,695.19
		32,019,924.25
		3,496,881.86
		3,155,424.21
	“ ”	23,056,257.02
	“ ”	
	“ ”	
	“ ”	59,142,235.77
	“ ”	-268,464.00
	“ ”	
	“ ”	-304,185.86
	“ ”	10,724,559.96
	“ ”	-4,421,188.07
	“ ”	2 4 -14,706,731 -3214
		-105,432,752.15
		40,760,100.09
2		
3		
		142,050,854.70
		48,921,457.46

		-103,735,331.12	93,129,397.24
	163,860,533.50	131,034,187.79	
	3,823,229.45	28,009,116.26	
	2		
%			
&			
,			
(
%		278,000,000.00	
&		200,000,000.00	
,		462,684.66	
,		199,537,315.34	
(249,027,448.03	
		1,033,568.45	
		354,103,929.65	
		106,110,050.07	
	3		
		38,315,523.58	142,050,854.70
		164,976.42	462,870.33

	37,550,547.16	121,833,373.91
	600,000.00	19,754,610.46
	38,315,523.58	142,050,854.70

1

		(%)	(%)	
8,000.00	25.55	25.55		29419075-0

2

--	--	--	--

6

1

	697,064.51	697,064.51
	13,759.50	13,759.50

2011 12 31

1

2008 4 22	2008
5 2010 5	
2011 12 31	28,009,116.26

2

2011 12 31

2012 4 9

7800

1

&		100%	2011	2
500	2000	37769		
		10450		8647.3
		45234		
%				
	2011	9	30	
		20,055.84		20,050.75
				[2011]
				2112
		20,236.46		
&				
	2011	9	30	
		15,861.57		5,405.14
				[2011]
				2113
		7,521.27		
		35,917.41		25,455.89
	27,757.73			

	5		2011 12 8
5			
	2011 7 31		
73,000,000.00	112,426,572.47	185,426,572.47	
	2011 12 31		90,000,000.00
		90,000,000" \$\$	
95,426,572.47			
	3		
	2011 12 31		73,000,000.00
17,000,000.00		95,426,572.47	
&	2011 1 4		
75,406,473.16	29,363,916.36		35,601,615.32
	2011		
	2011 12 31		

1
%

	f%	f%
34,816,767.68	100.00	1,805,731.25
34,816,767.68	!!	1,805,731.25

2011

	f%	f%
4,535,393.23	100.00	322,789.71 7.12
4,535,393.23	!!	322,789.71 !!

2011

29,028,451.60

83.36

2011

420,205.30	420,205.30	100%	
420,205.30	420,205.30	!!	!!

	2,250,000.00	1,996,740.74		1,996,740.74
	577,490,000.00	541,769,460.99		541,769,460.99
	1,000,000.00	1,000,000.00		1,000,000.00
2				
3				
4	15,4276,735.63	154,276,735.63		154,276,735.63
	148,391,235.63	148,391,235.63		148,391,235.63
	5,885,500.00	5,885,500.00		5,885,500.00
	743,566,735.63	699,706,344.31	203,030.57	699,503,313.74

	(%)	(%)		
1				
	96	96	4,339,623.62	
	75	75	3,750,000.00	203,030.57
	45	45	253,259.26	
	100	100	35,720,539.01	
	100	100		

2

3

4

	191,226,788.82	125,788,059.98
	4,451,318.61	2,329,943.98
	195,678,107.43	128,118,003.96
	43,140,206.05	46,389,724.94
	404,484.86	480,922.71
	43,544,690.91	46,870,647.65

2

	191,217,788.82	43,140,206.05	125,788,059.98	46,389,724.94
	9,000.00			
	191,226,788.82	43,140,206.05	125,788,059.98	46,389,724.94

3

			(%)
1	49,258,303.89	25.17	
2	19,127,829.81	9.78	
3	8,650,642.74	4.42	
4	7,449,680.78	3.81	
5	7,167,521.37	3.66	
	91,653,978.59	46.84	

			(%)
1	13,104,444.44	10.23	
2	11,311,965.81	8.83	
3	10,942,637.61	8.54	
4	3,780,644.27	2.95	
5	3,566,461.54	2.78	
	42,706,153.67	33.33	

5

1

268,464.00

35,573,270.29 -920,980.08

35,573,270.29 -652,516.08

2

2011	2	
300		
2011	11	27,800.00

6

1

		-92,484,204.91	-16,224,541.99
		163,860,533.50	-105,432,752.15
		96,730,177.04	47,013,704.80
2			
3			
		20,903,760.78	117,162,877.50
		117,162,877.50	17,546,708.23
		-96,259,116.72	99,616,169.27
2			
%			
&			
,			
(
%		278,000,000.00	
&		200,000,000.00	
		462,684.66	
,		199,537,315.34	
(249,027,448.03	
		1,033,568.45	
		354,103,929.65	

3G

1GG

P2=P1-F	618,089.79	-28,694,053.52
E0	722,547,734.15	688,984,345.80
Ei		
Mi		
Ej		
Mj		
Ek		
Mk		
M0	12	12
E1	916,111,909.82	722,547,734.15
$E2=E0+P1/2+Ei*$ $Mi/M0-Ej*Mj/M0+$ $Ek*Mk/M0$	819,329,821.99	705,766,039.98
Y1=P1/E2	0.2021	0.0476
Y2=P2/E2	0.0008	-0.0407

2

	本期金额	上期金额	本期金额	上期金额
	0.5423	0.1099	0.5423	0.1099
	0.0020	-0.0940	0.0020	-0.0940

4

	2011	12	31	2010	12	31
103,735,331.12						73.03%
	2011	12	31	2010	12	31
265.17%						28,069,138.52
	2011	12	31	2010	12	31
33%						2,538,382.49
	2011	12	31	2010	12	31
72,908,608.24						779.22%
						7800
	2011	12	31	2010	12	31

1
2
3

2012 4 10